



**Maratha VidyaPrasarakSamaj's**

**ARTS AND COMMERCE COLLEGE TAHARABAD**

**Tal. Baglan Dist. Nashik 423302 (MH) India**

**(Affiliated to Savitribai Phule Pune University)**

**(NAAC- 'B' Grade (CGPA-2.25))**



**Key Indicator**

**2.6: Student Performance and Learning Outcomes**

**2.6.2: Attainment of POs and COs are evaluated.**

M.V.P. Samaj's

**Arts, Commerce and  
Science College, Taharabad**

Tal. Baglan, Dist. Nashik

Tel.: 02555 - 242285, Fax : 242285

ID No : PU/NS/A/51/1997

E-mail: taharabadcollege@gmail.com

Web: www.taharabadcollege.com



मराठा विद्या प्रसारक समाजाचे  
**कला, वाणिज्य आणि विज्ञान  
महाविद्यालय, ताहाराबाद**

ता. बागलाण, जि. नाशिक.

फोन : ०२५५५-२४२२८५ फॅक्स : २४२२८५

Center Code - 0128

College Code - 0370

**नेक मुल्यांकन श्रेणी 'बी'**

पुणे विद्यापीठाचा सर्वोत्कृष्ट महाविद्यालय पुरस्कार (रा.से.यो.)

Ref. No. : ACCT/ 538/2023 - 24

Date : 20/10/2023

**DECLARATION**

This is to declare that the information, reports, true copies of the supporting documents, numerical data etc. submitted/presented in the files is verified by Internal Quality Assurance Cell (IQAC) and it is correct as per the record.

This declaration is for the purpose of NAAC accreditation of HEI for 2<sup>nd</sup> Cycle period 2018-19 to 2022-23.

Date- 20/10/2023

Place-Taharabad

Dr. S. P. Kamble

(IQAC Co-ordinator)

**IQAC**

Co-ordinator

M.V.P.'s Arts, Commerce & Science  
College Taharabad Tal. Baglan (Nashik)

Dr. J. D. Sonkhaskar

(IQAC Chairperson and Principal)  
Principal

Maratha Vidya Prasarak Samaj's  
Arts, Commerce & Science College  
Taharabad Tal. Baglan Dist. Nashik



M.V.P. Samaj's  
**Arts, Commerce and  
Science College, Taharabad**  
Tal. Baglan, Dist. Nashik  
Tel.: 02555 - 242285, Fax : 242285  
ID No : PU/NS/A/51/1997  
E-mail: taharabadcollege@gmail.com  
Web: www.taharabadcollege.com



मराठा विद्या प्रसारक समाजाचे  
**कला, वाणिज्य आणि विज्ञान  
महाविद्यालय, ताहाराबाद**  
ता. बागलाण, जि. नाशिक.  
फोन : ०२५५५-२४२२८५ फॅक्स : २४२२८५  
Center Code - 0128  
College Code - 0370

**नॅक मुल्यांकन श्रेणी 'बी'**  
पुणे विद्यापीठाचा सर्वोत्कृष्ट महाविद्यालय पुरस्कार (रा.से.यो.)

## Procedure for CO, PO Attainment

The Arts, Commerce, and Science College, Taharabad have implemented a comprehensive analysis method for assessing Course Outcomes (CO) and Program Outcomes (PO) for the academic years 2022-23. This assessment involved utilizing Final Year Results and conducting a Programme Exit Survey. CO, referred to as Direct Total Attainment, was determined by integrating the final year results from all courses, combining internal and external marks obtained by students in internal assessments and university examinations. The college established a 50% threshold value for all courses to gauge CO. PO was evaluated through the Programme Exit Survey (Indirect Total Attainment), where responses from final year students, alumni, and stakeholders were collected for assessment.

### Mechanism for CO and PO Assessment:

#### 1. Marks Entry Classification:

Under the college's methodology, marks were categorized into Internal and External (University Examination). Each department and faculty entered course-wise marks into a prescribed Excel sheet format.

#### 2. Determination of Threshold Value:

All internal and external examination marks were compiled, and the threshold value was established. This value served as the baseline for further CO calculations.



### 3. Attainment Level Calculation of CO:

The college defined Course Attainment values as 1 for Low, 2 for Medium, and 3 for High attainment in respective courses. CO was calculated based on internal and external student marks, categorizing courses into Low, Medium, or High Course Attainment.

### 4. Programme Exit Survey:

A survey was conducted involving passed-out students, alumni, and stakeholders. Respondents answered questions on a Likert Rating scale, which were then used to calculate Programme Outcomes (PO) and Programme Specific Outcomes (PSO).

### 5. Questionnaire for Programme Exit Survey:

The survey consisted of five predefined questions related to Likert Rating Scale (10 Scale). These questions assessed aspects such as course content, critical thinking, application of techniques, problem-solving abilities, and teamwork skills.

The questions are as follows:

- i. How will you rate to the Course Content under Specific Programme providesadequate knowledge and skills about the Course?
- ii. How will you rate the Programme assign by Parent university is able to inculcate Critical & analytical thinking among the Student?
- iii. How will you rate the Students are able to create, select and apply appropriate techniques & resources according to the need of modern Society?
- iv. How will you rate the Students are able to design Solutions for Complex Societal, Cultural, technical and Environmental Problems through knowledge given by Specific Programme?
- v. How will you rate the Students are able to functioning effectively as an individual, and as a member or leader in diverse teams, and in multidisciplinary settings?

### 6. Attainment Calculation of PO:

PO and PSO were calculated based on the responses gathered from passed-out students, alumni, and stakeholders. The responses were used to categorize Programme Outcomes as Low, Medium, or High Programme Attainment.

### 7. Final Attainment of CO, PO:

Based on the Attainment Level (1 for Low, 2 for Medium, and 3 for High) achieved in both CO and PO assessments, final decisions were made regarding the Course and Programme Attainment levels.

This robust methodology ensured a comprehensive evaluation of Course and Programme Outcomes, integrating both quantitative and qualitative data to make informed assessments of the students' achievements and the effectiveness of the educational programs.



Dr. J. D. Sonkhaskar  
**PRINCIPAL**  
Maratha Vidya Prasarak Samaj's  
Arts Commerce & Science College  
Taharabad Tal. Baglan Dist. Nashik

## Criterion II Teaching –Learning and Evaluation

Arts, Commerce and Science College, Taharabad Department of Marathi Course Attainment Sheet - 2022-23											
<u>Programme: B A Marathi Sem - V</u>			Max Marks :100								
Name of the Exam : Internal & External Exam - 2022-23											
Sr. No	Name of the Student		Subject -1 CO1		Subject -2 CO2		Subject -3 CO3		Subject -4 CO4		
			Internal (30)	External (70)	Internal (0)	External (100)	Internal (30)	External (70)	Internal (25)	External (25)	
			Marks	30	70	0	100	30	70	25	25
			40 % Marks	12	35	0	40	15	35	12.5	12.5
	Attempted		3	3	3	3	3	3	3	3	
	>=50		3	3	3	3	3	3	3	3	
	<b>Target Attainment (%)</b>		100.00	100.00	100.00	100.00	100.00	100.00	100.00	100.00	
	CO Level		Level 3	Level 3	Level 3	Level 3	Level 3	Level 3	Level 3	Level 3	



Overall Attainment %		Internal	Level	External	Level
	CO1	100.00	3	100.00	3
	CO2	100.00	3	100.00	3
	CO3	100.00	3	100.00	3
	CO4	100.00	3	100.00	3

## Criterion II Teaching –Learning and Evaluation



Arts, Commerce and Science College, Taharabad

Department of Marathi

Programme Exit Survey - 2022-23

Programme: B.A Marathi Sem V		Q. 1	Q. 2	Q. 3	Q. 4	Q. 5	Q. 1	Q. 2	Q. 3	Q. 4	Q. 5	Q. 1	Q. 2	Q. 3	Q. 4	Q. 5	Q. 1	Q. 2	Q. 3	Q. 4	Q. 5
Name of the Exam : Internal & External Exam - 2022-23																					
		CO1					CO2					CO3					CO4				
Marks		10	10	10	10	10	10	10	10	10	10	10	10	10	10	10	10	10	10	10	10
50% Marks		5	5	5	5	5	5	5	5	5	5	5	5	5	5	5	5	5	5	5	5
1	Jadhav Dipali Gorakh	9	9	9	9	9	9	9	8	8	9	9	8	9	9	9	9	9	9	9	9
2	Vishwambhar Siddhika Santosh	8	8	10	10	10	7	10	10	10	10	10	10	9	10	10	10	10	9	10	10
3	Nandan Pratiksha Dnyaneshwar	10	10	10	9	10	10	10	10	9	10	9	10	10	10	10	9	10	10	9	9

### Attainment of CO, PO & PSO

Direct Total Attainment			Indirect Total Attainment	
	Internal	External	CO	Level
CO1	3	3	CO1	3
CO2	3	3	CO2	3
CO3	3	3	CO3	3
CO4	3	3	CO4	3
<b>Attainment</b>	3.00	3.00	<b>Final Direct Attainment</b>	<b>3.00</b>
<b>Weightage</b>	30%	70%		
<b>Direct Total Attainment</b>	0.90	2.10		
<b>Final Direct Attainment</b>	3.00			
<b>Weightage</b>	<b>70%</b>		<b>30%</b>	
<b>Direct Total Attainment</b>	2.10		0.90	
<b>Final Direct Attainment</b>	<b>3.00</b>			

Level of Attainment	Base Value (level)	PO/ PSO Attainment Value
Low	1	<b>3.00</b>
Medium	2	
High	3	

## Criterion II Teaching –Learning and Evaluation




Arts, Commerce and Science College, Taharabad  
 Department of Hindi  
 Course Attainment Sheet - 2022-23

<b>Programme: B A Hindi - Sem - V</b>			Max Marks :								
Name of the Exam : Internal & External Exam - 2020-21											
Sr. No	Name of the Student		Subject -1 CO1		Subject -2 CO2		Subject -3 CO3		Subject -4 CO4		
			Internal (30)	External (70)	Internal (0)	External (100)	Internal (30)	External (70)	Internal (30)	External (70)	
			Marks	30	70	30	100	30	70	30	70
			50 % Marks	15	35	15	40	15	35	15	35
	Attempted		2	2	2	2	2	2	2	2	
	>=50		2	2	2	2	2	2	2	2	
	<b>Target Attainment (%)</b>		100.00	100.00	100.00	100.00	100.00	100.00	100.00	100.00	
	CO Level		Level 3	Level 3	Level 3	Level 3	Level 3	Level 3	Level 3	Level 3	

Overall Attainment %		Internal	Level	External	Level
	CO1	100.00	3	100.00	3
	CO2	100.00	3	100.00	3
	CO3	100.00	3	100.00	3
	CO4	100.00	3	100.00	3



## Criterion II Teaching –Learning and Evaluation



Arts, Commerce and Science College, Taharabad Department of- Hindi Programme Exit Survey - 2022-23																					
<u>Programme: B.A Hindi Sem -v</u>		Q. 1	Q. 2	Q. 3	Q. 4	Q. 5	Q. 1	Q. 2	Q. 3	Q. 4	Q. 5	Q. 1	Q. 2	Q. 3	Q. 4	Q. 5	Q. 1	Q. 2	Q. 3	Q. 4	Q. 5
Name of the Exam : Internal & External Exam - 2020-21		CO1					CO2					CO3					CO4				
Marks		10	10	10	10	10	10	10	10	10	10	10	10	10	10	10	10	10	10	10	10
50% Marks		5	5	5	5	5	5	5	5	5	5	5	5	5	5	5	5	5	5	5	5
1	Ahire Pushpraj Subhash	9	9	9	9	9	9	9	8	8	9	9	8	9	9	9	9	9	9	9	9
2	Thorat Prag Dayanand	10	10	10	10	10	10	10	10	10	10	10	10	10	10	10	10	10	10	10	10

Attainment of CO, PO & PSO

Direct Total Attainment			Indirect Total Attainment	
	Internal	External	CO	Level
CO1	3	3	CO1	3
CO2	3	3	CO2	3
CO3	3	3	CO3	3
CO4	3	3	CO4	3
Attainment	3.00	3.00	Final Direct Attainment	3.00
Weightage	30%	70%		
Direct Total Attainment	0.90	2.10		
Final Direct Attainment	3.00			
Weightage	70%		30%	
Direct Total Attainment	2.10		0.90	
Final Direct Attainment	3.00			

Overall Attainment %	CO	Level	Levels
	CO1	100.00	3
	CO2	100.00	3
	CO3	100.00	3
	CO4	100.00	3

## Criterion II Teaching –Learning and Evaluation



Arts, Commerce and Science College, Taharabad											
Department of Economics											
Course Attainment Sheet - 2022-23											
Programme: B A Economics Sem - V					Max Marks :100						
Name of the Exam : Internal & External Exam - 2022-23											
Sr. No	Name of the Student		Subject -1 CO1		Subject -2 CO2		Subject -3 CO3		Subject -4 CO4		
			Internal (30)	External (70)	Internal (0)	External (100)	Internal (30)	External (70)	Internal (25)	External (25)	
			Marks	30	70	30	70	30	70	25	25
			50% Marks	15	35	15	35	15	35	12.5	12.5
	Attempted		8	8	8	8	8	8	8	8	
	>=50		8	7	8	6	8	8	8	8	
	<b>Target Attainment (%)</b>		100.00	87.50	100.00	75.00	100.00	100.00	100.00	100.00	
	CO Level		Level 3	Level 3	Level 3	Level 3	Level 3	Level 3	Level 3	Level 3	

Overall Attainment %		Internal	Level	External	Level
	CO1	100.00	3	87.50	3
	CO2	100.00	3	75.00	3
	CO3	100.00	3	100.00	3
	CO4	100.00	3	100.00	3

## Criterion II Teaching –Learning and Evaluation




Arts, Commerce and Science College, Taharabad Department of Economics																					
Programme: B.A Economics Sem V		Q. 1	Q. 2	Q. 3	Q. 4	Q. 5	Q. 1	Q. 2	Q. 3	Q. 4	Q. 5	Q. 1	Q. 2	Q. 3	Q. 4	Q. 5	Q. 1	Q. 2	Q. 3	Q. 4	Q. 5
Name of the Exam : Internal & External Exam - 2022-23		CO1					CO2					CO3					CO4				
Marks		10	10	10	10	10	10	10	10	10	10	10	10	10	10	10	10	10	10	10	10
50% Marks		5	5	5	5	5	5	5	5	5	5	5	5	5	5	5	5	5	5	5	5
1	AHIRE GAYATRI YOGESH	8	8	9	8	7	8	8	9	7	9	8	9	9	9	9	9	8	9	8	8
2	DEORE SUYASH DIGAMBAR	7	9	8	8	8	9	8	9	8	8	9	9	8	8	8	8	7	8	9	8
3	DESHMUKH TEJASVINI SUBHASH	9	8	8	8	9	8	8	9	9	9	9	8	8	8	9	8	9	9	8	8
4	GANGURDE DHIRAJ SHASHIKANT	9	9	7	9	8	8	8	8	8	9	9	9	8	8	9	9	8	8	9	9
6	GANGURDE GORAKH MURLIDHAR	8	8	9	8	8	9	9	8	9	9	8	8	7	8	9	9	9	9	8	9
7	KHAIRNAR KAVERI ASHOK	7	9	8	7	7	7	9	7	8	8	7	9	8	9	8	8	8	7	9	8
8	KHAIRNAR VAISHANVI ARUN	8	8	8	9	7	9	9	8	9	8	8	8	9	9	8	8	8	8	8	8
9	PAWAR ASHWINI SHRAVAN	9	7	8	9	9	8	9	8	8	7	8	9	8	8	7	8	7	8	8	7

Attainment of CO, PO & PSO				
Direct Total Attainment			Indirect Total Attainment	
	Internal	External	CO	Level
CO1	3	3	CO1	3
CO2	3	3	CO2	3
CO3	3	3	CO3	3
CO4	3	3	CO4	3
<b>Attainment</b>	3.00	3.00	<b>Final Direct Attainment</b>	<b>3.00</b>
<b>Weightage</b>	30%	70%		
<b>Direct Total Attainment</b>	0.90	2.10		
<b>Final Direct Attainment</b>	3.00			
<b>Weightage</b>	<b>70%</b>		<b>30%</b>	
<b>Direct Total Attainment</b>	2.10		0.90	
<b>Final Direct Attainment</b>	<b>3.00</b>			

Overall Attainment %	CO	Level	Levels
	CO1	100.00	3
	CO2	100.00	3
	CO3	100.00	3
	CO4	100.00	3

## Criterion II Teaching –Learning and Evaluation



Arts, Commerce and Science College, Taharabad

Department of History

Course Attainment Sheet - 2022-23

Programme: B A History Sem - V			Max Marks :							
Name of the Exam : Internal & External Exam - 2022-23										
Sr. No	Name of the Student		Subject -1 CO1		Subject -2 CO2		Subject -3 CO3		Subject -4 CO4	
			Internal (30)	External (70)	Internal (0)	External (100)	Internal (30)	External (70)	Internal (30)	External (70)
		Marks	30	70	30	70	30	70	25	25
		40 % Marks	12	35	15	40	15	35	12.5	12.5
	Attempted		5	5	5	5	5	5	5	
	>=50		5	5	5	5	5	5	4	
	<b>Target Attainment (%)</b>		100.00	100.00	100.00	100.00	100.00	100.00	80.00	
	CO Level		Level 3	Level 3	Level 3	Level 3	Level 3	Level 3	Level 3	

Overall Attainment %		Internal	Level	External	Level
	CO1	100.00	3	100.00	3
	CO2	100.00	3	100.00	3
	CO3	100.00	3	100.00	3
	CO4	80.00	3	80.00	3

## Criterion II Teaching –Learning and Evaluation



Arts, Commerce and Science College, Taharabad Department of History Programme Exit Survey - 2022-23																					
Programme: B.A History Sem VI		Q. 1	Q. 2	Q. 3	Q. 4	Q. 5	Q. 1	Q. 2	Q. 3	Q. 4	Q. 5	Q. 1	Q. 2	Q. 3	Q. 4	Q. 5	Q. 1	Q. 2	Q. 3	Q. 4	Q. 5
Name of the Exam : Internal & External Exam - 2022-23																					
		CO1					CO2					CO3					CO4				
Marks		10	10	10	10	10	10	10	10	10	10	10	10	10	10	10	10	10	10	10	10
50% Marks		5	5	5	5	5	5	5	5	5	5	5	5	5	5	5	5	5	5	5	5
Attempted		4	4	4	4	4	4	4	4	4	4	4	4	4	4	4	4	4	4	4	4
>=50%		4	4	4	4	4	4	4	4	4	4	4	4	4	4	4	4	4	4	4	4
AVG of Target Attainment		100.00	100.00	100.00	100.00	100.00	100.00	100.00	100.00	100.00	100.00	100.00	100.00	100.00	100.00	100.00	100.00	100.00	100.00	100.00	100.00
<b>Target Attainment (%)</b>		100.00					100.00					100.00					100.00				
CO Level		Level 3					Level 3					Level 3					Level 3				

Attainment of CO, PO & PSO

Direct Total Attainment			Indirect Total Attainment	
	Internal	External	CO	Level
CO1	3	3	CO1	3
CO2	3	3	CO2	3
CO3	3	3	CO3	3
CO4	3	3	CO4	3
<b>Attainment</b>	3.00	3.00	<b>Final Direct Attainment</b>	<b>3.00</b>
<b>Weightage</b>	30%	70%		
<b>Direct Total Attainment</b>	0.90	2.10		
<b>Final Direct Attainment</b>	3.00			
<b>Weightage</b>	70%		30%	
<b>Direct Total Attainment</b>	2.10		0.90	
<b>Final Direct Attainment</b>	3.00			

Overall Attainment %	CO	Level	Levels
	CO1	100.00	3
	CO2	100.00	3
	CO3	100.00	3
	CO4	100.00	3



## Criterion II Teaching –Learning and Evaluation



Arts, Commerce and Science College, Taharabad										
Department of Political Science										
Course Attainment Sheet - 2022-23										
Programme: B A Political Science Sem - V					Max Marks :100					
Name of the Exam : Internal & External Exam - 2022-23										
Sr. No	Name of the Student	Subject -1 CO1		Subject -2 CO2		Subject -3 CO3		Subject -4 CO4		
		Internal (30)	External (70)	Internal (0)	External (100)	Internal (30)	External (70)	Internal (25)	External (25)	
		<b>Marks</b>	<b>30</b>	<b>70</b>	<b>30</b>	<b>70</b>	<b>30</b>	<b>70</b>	<b>25</b>	<b>25</b>
		<b>40 % Marks</b>	<b>12</b>	<b>35</b>	<b>15</b>	<b>40</b>	<b>15</b>	<b>35</b>	<b>12.5</b>	<b>12.5</b>
	Attempted	3	3	3	3	3	3	3	3	
	>=50	3	3	3	3	3	3	3	3	
	<b>Target Attainment (%)</b>	100.00	100.00	100.00	100.00	100.00	100.00	100.00	100.00	
	CO Level	Level 3	Level 3	Level 3	Level 3	Level 3	Level 3	Level 3	Level 3	

Overall Attainment %		<b>Internal</b>	<b>Level</b>	<b>External</b>	<b>Level</b>
	CO1	100.00	3	100.00	3
	CO2	100.00	3	100.00	3
	CO3	100.00	3	100.00	3
	CO4	100.00	3	100.00	3

## Criterion II Teaching –Learning and Evaluation

**Arts, Commerce and Science College, Taharabad**  
**Department of Political Science**  
**Programme Exit Survey - 2022-23**



Programme: B.A Political Science Sem V		Q. 1	Q. 2	Q. 3	Q. 4	Q. 5	Q. 1	Q. 2	Q. 3	Q. 4	Q. 5	Q. 1	Q. 2	Q. 3	Q. 4	Q. 5	Q. 1	Q. 2	Q. 3	Q. 4	Q. 5	
Name of the Exam : Internal & External Exam - 2022-23																						
		CO1					CO2					CO3					CO4					
	Marks	10	10	10	10	10	10	10	10	10	10	10	10	10	10	10	10	10	10	10	10	10
	50% Marks	5	5	5	5	5	5	5	5	5	5	5	5	5	5	5	5	5	5	5	5	5
Attempted		3	3	3	3	3	3	3	3	3	3	3	3	3	3	3	3	3	3	3	3	3
>=50%		3	3	3	3	3	3	3	3	3	3	3	3	3	3	3	3	3	3	3	3	3
AVG of Target Attainment		100.00	100.00	100.00	100.00	100.00	100.00	100.00	100.00	100.00	100.00	100.00	100.00	100.00	100.00	100.00	100.00	100.00	100.00	100.00	100.00	100.00
Target Attainment (%)		100.00					100.00					100.00					100.00					
CO Level		Level 3					Level 3					Level 3					Level 3					

Attainment of CO, PO & PSO

Direct Total Attainment			Indirect Total Attainment	
	Internal	External	CO	Level
CO1	3	3	CO1	3
CO2	3	3	CO2	3
CO3	3	3	CO3	3
CO4	3	3	CO4	3
Attainment	3.00	3.00	Final Direct Attainment	3.00
Weightage	30%	70%		
Direct Total Attainment	0.90	2.10		
Final Direct Attainment	3.00			
Weightage	70%		30%	
Direct Total Attainment	2.10		0.90	
Final Direct Attainment	3.00			

Overall Attainment %	CO	Level	Levels
	CO1	100.00	3
	CO2	100.00	3
	CO3	100.00	3
	CO4	100.00	3

## Criterion II Teaching –Learning and Evaluation

Arts, Commerce and Science College, Taharabad  
 Department of Geography  
 Data Entry Sheet - 2021-22



Programme: B.A Geogrtaphy (Semester V)			Max Marks :							
Name of the Exam : Internal & External Exam - 2021-22										
Sr. No	Name of the Student		Geography paper -1 CO1		Geography paper-2 CO2		Geography paper -3 CO3		Geography paper -4 CO4	
			Internal (30)	External (70)	Internal (00)	External (100)	Internal (30)	External (70)	Internal (30)	External (70)
		<b>Marks</b>	<b>30</b>	<b>70</b>	<b>0</b>	<b>100</b>	<b>30</b>	<b>70</b>	<b>30</b>	<b>70</b>
		<b>50 % Marks</b>	<b>15</b>	<b>35</b>	<b>0</b>	<b>50</b>	<b>15</b>	<b>35</b>	<b>15</b>	<b>35</b>
1	Bhamare Rahul Dulat		21	50	0	68	21	52	21	50
2	Mali Jyoti Devidas		24	28	0	65	22	45	24	28
3	Pawar Akash Popat		24	53	0	68	22	49	24	53
4	Pawar Roshani Jitendra		20	33	0	69	22	43	20	33

Overall Attainment %		<b>Internal</b>	<b>Level</b>	<b>External</b>	<b>Level</b>
	CO1	100.00	3	100.00	3
	CO2	0.00	FALSE	100.00	3
	CO3	100.00	3	100.00	3
	CO4	100.00	3	100.00	3

## Criterion II Teaching –Learning and Evaluation

Arts, Commerce and Science College, Taharabad

Department of Geography

Programme Exit Survey - 2021-22



Programme: B.A Geography Sem V		Q. 1	Q. 2	Q. 3	Q. 4	Q. 5	Q. 1	Q. 2	Q. 3	Q. 4	Q. 5	Q. 1	Q. 2	Q. 3	Q. 4	Q. 5	Q. 1	Q. 2	Q. 3	Q. 4	Q. 5	
Name of the Exam : Internal & External Exam - 2020-21																						
		CO1					CO2					CO3					CO4					
	Marks	10	10	10	10	10	10	10	10	10	10	10	10	10	10	10	10	10	10	10	10	10
	50% Marks	5	5	5	5	5	5	5	5	5	5	5	5	5	5	5	5	5	5	5	5	5
Attempted		4	4	4	4	4	4	4	4	4	4	4	4	4	4	4	4	4	4	4	4	4
>=50%		4	4	4	4	4	4	4	4	4	4	4	4	4	4	4	4	4	4	4	4	4
AVG of Target Attainment		100.00	100.00	100.00	100.00	100.00	100.00	100.00	100.00	100.00	100.00	100.00	100.00	100.00	100.00	100.00	100.00	100.00	100.00	100.00	100.00	100.00
<b>Target Attainment (%)</b>		100.00					100.00					100.00					100.00					
CO Level		Level 3					Level 3					Level 3					Level 3					

Attainment of CO, PO & PSO

Direct Total Attainment			Indirect Total Attainment	
	Internal	External	CO	Level
CO1	3	3	CO1	3
CO2	FALSE	3	CO2	3
CO3	3	3	CO3	3
CO4	3	3	CO4	3
Attainment	2.25	3.00	Final Direct Attainment	3.00
Weightage	30%	70%		
Direct Total Attainment	0.68	2.10		
Final Direct Attainment	2.78			
Weightage	70%		30%	
Direct Total Attainment	1.94		0.90	
<b>Final Direct Attainment</b>	<b>2.84</b>			

Overall Attainment %	CO	Level	Levels
	CO1	100.00	3
	CO2	100.00	3
	CO3	100.00	3
	CO4	100.00	3

## Criterion II Teaching –Learning and Evaluation

Arts, Commerce and Science College, Taharabad  
 Department of English  
 Course Attainment Sheet - 2022-23



Programme: B A English Sem - V

Max Marks : 100

Name of the Exam : Internal & External Exam - 2022-23

Sr. No	Name of the Student		Subject -1 CO1		Subject -2 CO2		Subject -3 CO3		Subject -4 CO4	
			Internal (30)	External (70)	Internal (0)	External (100)	Internal (30)	External (70)	Internal (30)	External (70)
		<b>Marks</b>	<b>30</b>	<b>70</b>	<b>30</b>	<b>70</b>	<b>30</b>	<b>70</b>	<b>25</b>	<b>25</b>
		<b>40 % Marks</b>	<b>12</b>	<b>35</b>	<b>15</b>	<b>40</b>	<b>15</b>	<b>35</b>	<b>12.5</b>	<b>12.5</b>
	Attempted		1	1	1	1	1	1	1	1
	>=50		1	1	1	1	1	1	1	1
	<b>Target Attainment (%)</b>		100.00	100.00	100.00	100.00	100.00	100.00	100.00	100.00
	CO Level		Level 3	Level 3	Level 3	Level 3	Level 3	Level 3	Level 3	Level 3

Overall Attainment %		Internal	Level	External	Level
	CO1	100.00	3	100.00	3
	CO2	100.00	3	100.00	3
	CO3	100.00	3	100.00	3
	CO4	100.00	3	100.00	3



## Criterion II Teaching –Learning and Evaluation

### Arts, Commerce and Science College, Taharabad Department of English Programme Exit Survey - 2021-22



Programme: B.A English Sem V		Q. 1	Q. 2	Q. 3	Q. 4	Q. 5	Q. 1	Q. 2	Q. 3	Q. 4	Q. 5	Q. 1	Q. 2	Q. 3	Q. 4	Q. 5	Q. 1	Q. 2	Q. 3	Q. 4	Q. 5	
Name of the Exam : Internal & External Exam - 2020-21																						
		CO1					CO2					CO3					CO4					
Marks		10	10	10	10	10	10	10	10	10	10	10	10	10	10	10	10	10	10	10	10	10
50% Marks		5	5	5	5	5	5	5	5	5	5	5	5	5	5	5	5	5	5	5	5	5
Attempted		1	1	1	1	1	1	1	1	1	1	1	1	1	1	1	1	1	1	1	1	1
>=50%		1	1	1	1	1	1	1	1	1	1	1	1	1	1	1	1	1	1	1	1	1
AVG of Target Attainment		100.00	100.00	100.00	100.00	100.00	100.00	100.00	100.00	100.00	100.00	100.00	100.00	100.00	100.00	100.00	100.00	100.00	100.00	100.00	100.00	100.00
Target Attainment (%)		100.00					100.00					100.00					100.00					
CO Level		Level 3					Level 3					Level 3					Level 3					

Attainment of CO, PO & PSO

Direct Total Attainment			Indirect Total Attainment	
	Internal	External	CO	Level
CO1	3	3	CO1	3
CO2	3	3	CO2	3
CO3	3	3	CO3	3
CO4	3	FALSE	CO4	3
Attainment	3.00	2.25	Final Direct Attainment	3.00
Weightage	30%	70%		
Direct Total Attainment	0.90	1.58		
Final Direct Attainment	2.48			
Weightage	70%		30%	
Direct Total Attainment	1.73		0.90	
Final Direct Attainment	2.63			

Overall Attainment %	CO	Level	Levels
	CO1	100.00	3
	CO2	100.00	3
	CO3	100.00	3
	CO4	100.00	3

## Criterion II Teaching –Learning and Evaluation

Arts, Commerce and Science College, Taharabad  
Department of Commerce  
Course Attainment Sheet - 2022-23




Programme: B.Com.  
Name of the Exam : Internal & External Exam - 2022-23

Max Marks :


Sr. No	Name of the Student	Subject -1 CO1		Subject -2 CO2		Subject -3 CO3		Subject -4 CO4		Subject -5 CO5		Subject - 6 CO6		
		Internal (30)	External (70)	Internal (30)	External (70)	Internal (30)	External (70)	Internal (30)	External (70)	Internal (30)	External (70)	Internal (30)	External (70)	
		Marks	30	70	30	70	30	70	30	70	30	70	30	70
		50% Marks	12	28	12	28	12	28	12	28	12	28	12	28
Attempted		10	10	10	10	10	10	10	10	10	10	10	10	
>=50		10	10	10	10	10	10	10	10	10	10	10	10	
<b>Target Attainment (%)</b>		100.00	100.00	100.00	100.00	100.00	100.00	100.00	100.00	100.00	100.00	100.00	100.00	
CO Level		Level 3	Level 3	Level 3	Level 3	Level 3	Level 3	Level 3	Level 3	Level 3	Level 3	Level 3	Level 3	

Overall Attainment %		Internal	Level	External	Level
	CO1	100.00	3	100.00	3
	CO2	100.00	3	100.00	3
	CO3	100.00	3	100.00	3
	CO4	100.00	3	100.00	3
	CO5	100.00	3	100.00	3
	CO6	100.00	3	100.00	3



## Criterion II Teaching –Learning and Evaluation

Department of Commerce  
Cost & Works Accounting  
Programme Exit Survey - 2022-23



Programme: B.Com.		Q.1	Q.2	Q.3	Q.4	Q.5	Q.1	Q.2	Q.3	Q.4	Q.5	Q.1	Q.2	Q.3	Q.4	Q.5	Q.1	Q.2	Q.3	Q.4	Q.5	Q.1	Q.2	Q.3	Q.4	Q.5	Q.1	Q.2	Q.3	Q.4	Q.5
Name of the Exam : Internal & External Exam - 2022-23		CO1					CO2					CO3					CO4					CO5					CO6				
	Marks	10	10	10	10	10	10	10	10	10	10	10	10	10	10	10	10	10	10	10	10	10	10	10	10	10	10	10	10	10	10
	50 % Marks	5	5	5	5	5	5	5	5	5	5	5	5	5	5	5	5	5	5	5	5	5	5	5	5	5	5	5	5	5	5
Attempted		10	10	10	10	10	10	10	10	10	10	10	10	10	10	10	10	10	10	10	10	10	10	10	10	10	10	10	10	10	10
>=50%		10	10	10	10	10	10	10	10	10	10	10	10	10	10	10	10	10	10	10	10	10	10	10	10	10	10	10	10	10	10
AVG of Target Attainment		100.00	100.00	100.00	100.00	100.00	100.00	100.00	100.00	100.00	100.00	100.00	100.00	100.00	100.00	100.00	100.00	100.00	100.00	100.00	100.00	100.00	100.00	100.00	100.00	100.00	100.00	100.00	100.00	100.00	100.00
Target Attainment (%)		100.00					100.00					100.00					100.00					100.00									
CO Level		Level 3					Level 3					Level 3					Level 3					Level 3									

Attainment of CO, PO & PSO

Direct Total Attainment			Indirect Total Attainment	
	Internal	External	CO	Level
CO1	3	3	CO1	3
CO2	3	3	CO2	3
CO3	3	3	CO3	3
CO4	3	3	CO4	3
CO5	3	3	CO5	3
CO6	3	3	CO6	3
Attainment	3.00	3.00	Final Direct Attainment	3.00
Weightage	30%	70%		
Direct Total Attainment	0.90	2.10		
Final Direct Attainment	3.00			

Overall Attainment %	CO	Level	Levels
	CO1	100.00	3
	CO2	100.00	3
	CO3	100.00	3
	CO4	100.00	3
	CO5	100.00	3
	CO6	100.00	3


## Criterion II Teaching –Learning and Evaluation

Arts,Commerce and Science College, Nashik  
 Department of Commerce  
 Marketing  
 Course Attainment Sheet - 2022-23

Programme: B.Com.		Max Marks :											
Name of the Exam : Internal & External Exam - 2022-23													
Sr. No	Name of the Student	Subject -1 CO1		Subject -2 CO2		Subject -3 CO3		Subject -4 CO4		Subject -5 CO5		Subject -6 CO6	
		Internal (30)	External (70)	Internal (30)	External (70)	Internal (30)	External (70)	Internal (30)	External (70)	Internal (30)	External (70)	Internal (30)	External (70)
		<b>Marks</b>	30	35	30	70	30	70	30	70	30	70	30
	<b>50% Marks</b>	12	28	12	28	12	28	12	28	12	28	12	28
Attempted		29	29	29	29	29	29	29	29	29	29	29	29
>=50		29	29	29	29	29	29	29	29	29	29	29	29
<b>Target Attainment (%)</b>		100.00	100.00	100.00	100.00	100.00	100.00	100.00	100.00	100.00	100.00	100.00	100.00
CO Level		Level 3	Level 3	Level 3	Level 3	Level 3	Level 3	Level 3	Level 3	Level 3	Level 3	Level 3	Level 3

Overall Attainment %		Internal	Level	External	Level
	CO1	100.00	3	100.00	3
	CO2	100.00	3	100.00	3
	CO3	100.00	3	100.00	3
	CO4	100.00	3	100.00	3
	CO5	100.00	3	100.00	3
	CO6	100.00	3	100.00	3

## Criterion II Teaching –Learning and Evaluation



Arts, Commerce and Science College, Taharabad  
Department of Commerce  
Marketing  
Programme Exit Survey - 2022-23

Programme: B.Com		Q.1	Q.2	Q.3	Q.4	Q.5	Q.1	Q.2	Q.3	Q.4	Q.5	Q.1	Q.2	Q.3	Q.4	Q.5	Q.1	Q.2	Q.3	Q.4	Q.5	Q.1	Q.2	Q.3	Q.4	Q.5	Q.1	Q.2	Q.3	Q.4	Q.5
Name of the Exam : Internal & External Exam - 2022-23	Marks	CO1					CO2					CO3					CO4					CO5					CO6				
		10	10	10	10	10	10	10	10	10	10	10	10	10	10	10	10	10	10	10	10	10	10	10	10	10	10	10	10	10	10
50% Marks		5	5	5	5	5	5	5	5	5	5	5	5	5	5	5	5	5	5	5	5	5	5	5	5	5	5	5	5	5	5
Attempted		29	29	29	29	29	29	29	29	29	29	29	29	29	29	29	29	29	29	29	29	29	29	29	29	29	29	29	29	29	
>=50%		29	29	29	29	29	29	29	29	29	29	29	29	29	29	29	29	29	29	29	29	29	29	29	29	29	29	29	29	29	
AVG of Target Attainment		100.00	100.00	100.00	100.00	100.00	100.00	100.00	100.00	100.00	100.00	100.00	100.00	100.00	100.00	100.00	100.00	100.00	100.00	100.00	100.00	100.00	100.00	100.00	100.00	100.00	100.00	100.00	100.00	100.00	
Target Attainment (%)		100.00					100.00					100.00					100.00					100.00									
CO Level		Level 3					Level 3					Level 3					Level 3					Level 3									

Attainment of CO, PO & PSO

Direct Total Attainment		Indirect Total Attainment		
	Internal	External	CO	Level
CO1	3	3	CO1	3
CO2	3	3	CO2	3
CO3	3	3	CO3	3
CO4	3	3	CO4	3
CO5	3	3	CO5	3
CO6	3	3	CO6	3
<b>Attainment</b>	3.00	3.00	<b>Final Direct Attainment</b>	<b>3.00</b>
<b>Weightage</b>	30%	70%		
<b>Direct Total Attainment</b>	0.90	2.10		
<b>Final Direct Attainment</b>	3.00			
<b>Weightage</b>	70%		30%	
<b>Direct Total Attainment</b>	2.10		0.90	
<b>Final Direct Attainment</b>	3.00			

Overall Attainment %	CO	Level	Levels
	CO1	100.00	3
	CO2	100.00	3
	CO3	100.00	3
	CO4	100.00	3
	CO5	100.00	3
	CO6	100.00	3



## Criterion II Teaching –Learning and Evaluation



Arts, Commerce and Science College, Taharabad

Department of Botany

Course Attainment Sheet - 2022-23

Max Marks :

Programme: <b>BSc Botany</b>
Name of the Exam : Internal & External Exam - 2022-23

Sr. No	Name of the Student	Botany-1 CO1		Botany -2 CO2		Botany -3 CO3		Botany -4 CO4		Botany -5 CO5		Botany - 6 CO6		Botany- 7 CO7		Botany - 8 CO8		Botany-9 CO9		Botany - 10 CO10		Botany - 11 C11	
		Internal (15)	External (35)	Internal (15)	External (35)	Internal (15)	External (35)	Internal (15)	External (35)	Internal (15)	External (35)	Internal (15)	External (35)	Internal (15)	External (35)	Internal (15)	External (35)	Internal (15)	External (35)	Internal (15)	External (35)	Internal (15)	External (35)
		Marks																					
		15	35	15	35	15	35	15	35	15	35	15	35	15	35	15	35	15	35	15	35	15	35
		7.5	17.5	7.5	17.5	7.5	17.5	7.5	17.5	7.5	17.5	7.5	17.5	7.5	17.5	7.5	17.5	7.5	17.5	7.5	17.5	7.5	17.5
Attempted		2	2	2	2	2	2	2	2	2	2	2	2	2	2	2	2	2	2	2	2	2	2
>=50		2	0	2	0	2	0	2	0	2	0	2	0	2	0	2	0	2	2	2	2	2	2
Target Attainment (%)		100.00	0.00	100.00	0.00	100.00	0.00	100.00	0.00	100.00	0.00	100.00	0.00	100.00	0.00	100.00	0.00	100.00	100.00	100.00	100.00	100.00	100.00
CO Level		Level 3	FALSE	Level 3	FALSE	Level 3	FALSE	Level 3	FALSE	Level 3	FALSE	Level 3	FALSE	Level 3	FALSE	Level 3	FALSE	Level 3	Level 3	Level 3	Level 3	Level 3	Level 3

Overall Attainment %		Internal	Level	External	Level
	CO1	100.00	3	0.00	FALSE
	CO2	100.00	3	0.00	FALSE
	CO3	100.00	3	0.00	FALSE
	CO4	100.00	3	0.00	FALSE
	CO5	100.00	3	0.00	FALSE
	CO6	100.00	3	0.00	FALSE
	CO7	100.00	3	0.00	FALSE
	CO8	100.00	3	0.00	FALSE
	CO9	100.00	3	100.00	3
	CO10	100.00	3	100.00	3
CO11	100.00	3	100.00	3	

## Criterion II Teaching –Learning and Evaluation

Arts, Commerce and Science College, Taharabad

Department of Chemistry

Course Attainment Sheet - 2022-23

Max Marks :

Programme: <b>BSc</b>																									
Name of the Exam : Internal & External Exam - 2020-21																									
Sr. No	Name of the Student	Subject -1 CO1		Subject -2 CO2		Subject -3 CO3		Subject -4 CO4		Subject -5 CO5		Subject -6 CO6		Subject -7 CO7		Subject -8 CO8		Subject -9 CO9		Subject -10 CO10		Subject -11 C11			
		Internal (15)	External (35)	Internal (15)	External (35)	Internal (15)	External (35)	Internal (15)	External (35)	Internal (15)	External (35)	Internal (15)	External (35)	Internal (15)	External (35)	Internal (15)	External (35)	Internal (15)	External (35)	Internal (15)	External (35)	Internal (15)	External (35)		
		Marks	15	35	15	35	15	35	15	35	15	35	15	35	15	35	15	35	15	35	15	35	15	35	
		50% Marks	7.5	17.5	7.5	17.5	7.5	17.5	7.5	17.5	7.5	17.5	7.5	17.5	7.5	17.5	7.5	17.5	7.5	17.5	7.5	17.5	7.5	17.5	
Attempted		71	71	71	71	71	71	71	70	71	71	71	71	71	71	71	71	68	68	68	68	68	68		
>=50		70	28	70	34	70	30	70	14	69	17	69	14	69	34	69	27	67	59	67	65	65	66		
<b>Target Attainment (%)</b>		98.59	39.44	98.59	47.89	98.59	42.25	98.59	20.00	97.18	23.94	97.18	19.72	97.18	47.89	97.18	38.03	98.53	86.76	98.53	95.59	95.59	97.06		
CO Level		Level 3	FALSE	Level 3	Level 1	Level 3	Level 1	Level 3	FALSE	Level 3	FALSE	Level 3	FALSE	Level 3	Level 1	Level 3	FALSE	Level 3	Level 3	Level 3	Level 3	Level 3	Level 3		

Overall Attainment %		<b>Internal</b>	<b>Level</b>	<b>External</b>	<b>Level</b>
	CO1	98.59	3	39.44	FALSE
	CO2	98.59	3	47.89	1
	CO3	98.59	3	42.25	1
	CO4	98.59	3	20.00	FALSE
	CO5	97.18	3	23.94	FALSE
	CO6	97.18	3	19.72	FALSE
	CO7	97.18	3	47.89	1
	CO8	97.18	3	38.03	FALSE
	CO9	98.53	3	86.76	3
	CO10	98.53	3	95.59	3
CO11	95.59	3	97.06	3	

## Criterion II Teaching –Learning and Evaluation

Attainment of CO, PO & PSO

Direct Total Attainment			Indirect Total Attainment	
	Internal	External	CO	Level
CO1	3	FALSE	CO1	3
CO2	3	1	CO2	3
CO3	3	1	CO3	3
CO4	3	FALSE	CO4	3
CO5	3	FALSE	CO5	3
CO6	3	FALSE	CO6	3
CO7	3	1	CO7	3
CO8	3	FALSE	CO8	3
CO9	3	3	CO9	3
CO10	3	3	CO10	3
CO11	3	3	CO11	3
<b>Attainment</b>	3.00	1.09	<b>Final Direct Attainment</b>	<b>3.00</b>
<b>Weightage</b>	30%	70%		
<b>Direct Total Attainment</b>	0.90	0.76		
<b>Final Direct Attainment</b>	1.66			
<b>Weightage</b>	<b>70%</b>		<b>30%</b>	
<b>Direct Total Attainment</b>	<b>1.16</b>		<b>0.90</b>	
<b>Final Direct Attainment</b>	<b>2.06</b>			

Level of Attainment	Base Value (level)	PO/ PSO Attainment Value
Low	<b>1</b>	<b>2.06</b>
Medium	<b>2</b>	
High	<b>3</b>	

## Criterion II Teaching –Learning and Evaluation

M.V.P. Samaj's

**Arts, Commerce and  
Science College, Taharabad**

Tal. Baglan, Dist. Nashik

Tel.: 02555 - 242285, Fax : 242285

ID No : PU/NS/A/51/1997

E-mail: taharabadcollege@gmail.com

Web: www.taharabadcollege.com



मराठा विद्या प्रसारक समाजाचे  
**कला, वाणिज्य आणि विज्ञान  
महाविद्यालय, ताहाराबाद**

ता. बागलाण, जि. नाशिक.

फोन : ०२५५५-२४२२८५ फॅक्स : २४२२८५

Center Code - 0128

College Code - 0370

**नॅक मुल्यांकन श्रेणी 'बी'**

पुणे विद्यापीठाचा सर्वोत्कृष्ट महाविद्यालय पुरस्कार (रा.से.यो.)

### Overall CO, PO Attainment (2022-2023)

Faculty	Name of the Course	Attainment of CO (Direct Total Attainment)	Attainment of PO (Indirect Total Attainment)	CO, PO Final Attainment Value
<b>B.A.</b>	Marathi	2.10	0.90	3.00
	Hindi	2.10	0.90	3.00
	Economics	2.10	0.90	3.00
	History	2.10	0.90	3.00
	Political Science	2.10	0.90	3.00
	Geography	1.94	0.90	2.84
	English	1.73	0.90	2.63
<b>B.Com</b>	Cost & Works Accounting	0.90	2.10	3.00
	Marketing	2.10	0.90	3.00
<b>B.Sc</b>	Botany	1.03	0.90	1.93
	Chemistry	0.16	0.90	2.06



Dr. J. D. Sonkhaskar

**PRINCIPAL**

Maratha Vidya Prasarak Samaj's  
Arts Commerce & Science College  
Taharabad Tal. Baglan Dist. Nashik